



Atelier Qualité

November 19 – 23, 2007

Agricultural sector

- Policy statement:

Government to facilitate sustainable crop and livestock development to meet the targets of our Agricultural Development Strategy by 2011 without compromising human health and environment.

- Policy objective:

1. To achieve 100% local production in poultry and pork as well as valorizing other type of livestock incl. small ruminants.
2. To achieve at least 70% of arable crop requirements.

General strategy

Government to act as a facilitator in the following areas:

- Services & institutional support
- Marketing
- Production
- Requisites
- Farm certification scheme (Bio Security)
- Hatchery, feed factory & abattoir
- Poultry parent stock farm
- Provision of genetic resources (breeding stock)

General strategy cont`d

- Land
- Revision of legislations
- Farm waste management
- Disease prevention
- Harmonization of SPS issues

Production

- Poultry : Broiler – 2 500 tons/year to meet demand by 2011
Layer – from current 19 M to 22M eggs/year by 2011
- Pork : 1 500 tons/year to meet demands in fresh & processed pork
- Beef: new blood lines to be introduced to increase the local production which in 2005 met only 2.8% of demand
- Goat meat: new blood lines to be introduced to meet demand which is
25 tons /year
- Fruits, vegetables & root crop to obtain 75% of demand

Food safety

Consumer protection and food safety will be maintained through the following :

- Animal (Diseases & Imports) Act
- Export of fishery Products Act
- Seychelles Bureau of Standards Act
- Food Act (Ministry of Health)
- Licensing Act
- Plant Protection Act (Under review)
- Environmental Protection Act

Food safety cont'd

- Pesticide Board
- NATCOF

Challenges

- Competition for land
- Effluent disposal
- Disease prevention and management
- Provision of genetic resources
- Legislations
- Finance
- Improve support services
- Humans resource capacity building

Challenges cont`d

- Land – agricultural production zones will be demarcated and protected.
- Effluent disposal – improvement in the management of waste in pig production zones & pesticides/fertilizer run-off
- Disease prevention – good farming practices
- Genetic resources – importation of new blood lines, germplasm & setting up of poultry parent stock
- Legislation – review, updating & enforcement
- Finance – low interest loans to farmers

Veterinary public health issues

- Animal and public health issues will not be compromised in order to achieve the 2011 objectives.
- Farm certification scheme, veterinary interventions, updating & enforcement of legislations (reporting of suspect disease outbreaks, slaughtering , processing & sales of meat), veterinary drugs residue monitoring
- Strengthening of the Veterinary services and other agencies involved in food production and food safety
- Close collaboration with the livestock farmers association

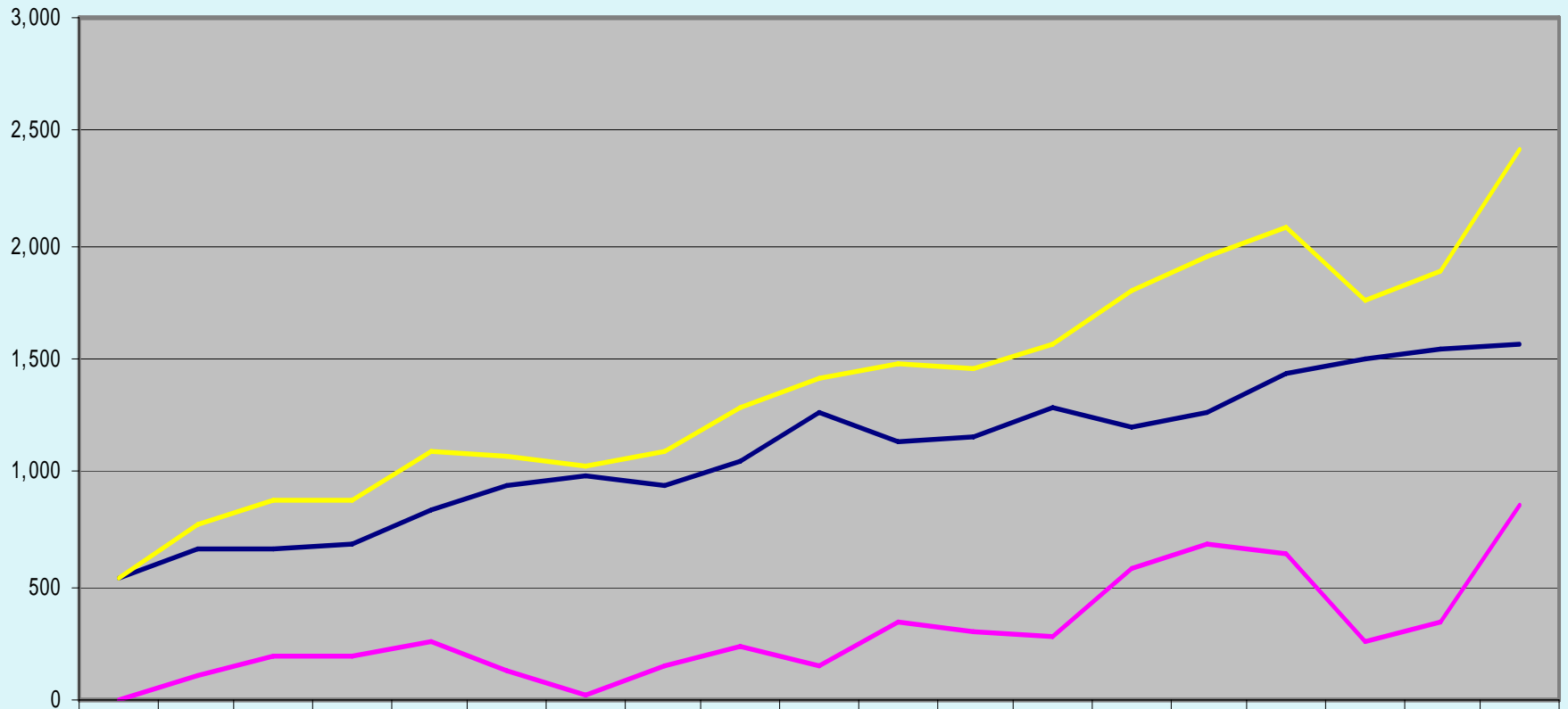
Crop quality issues

- SPS
- PRPV (Plant Protection Network, DNA testing on viruses PCR)
- IPM
- SBS (Standards, TCs)
- Pest control (Melon fly, white fly)
- Introduction of Biological Control Organism in relation with Coconut White Fly)
- Quarantine measures (Incinerators, entry point)
- Pesticide Board
- Pesticide residue monitoring
- GMO's, LMO's

Trade in Agriculture

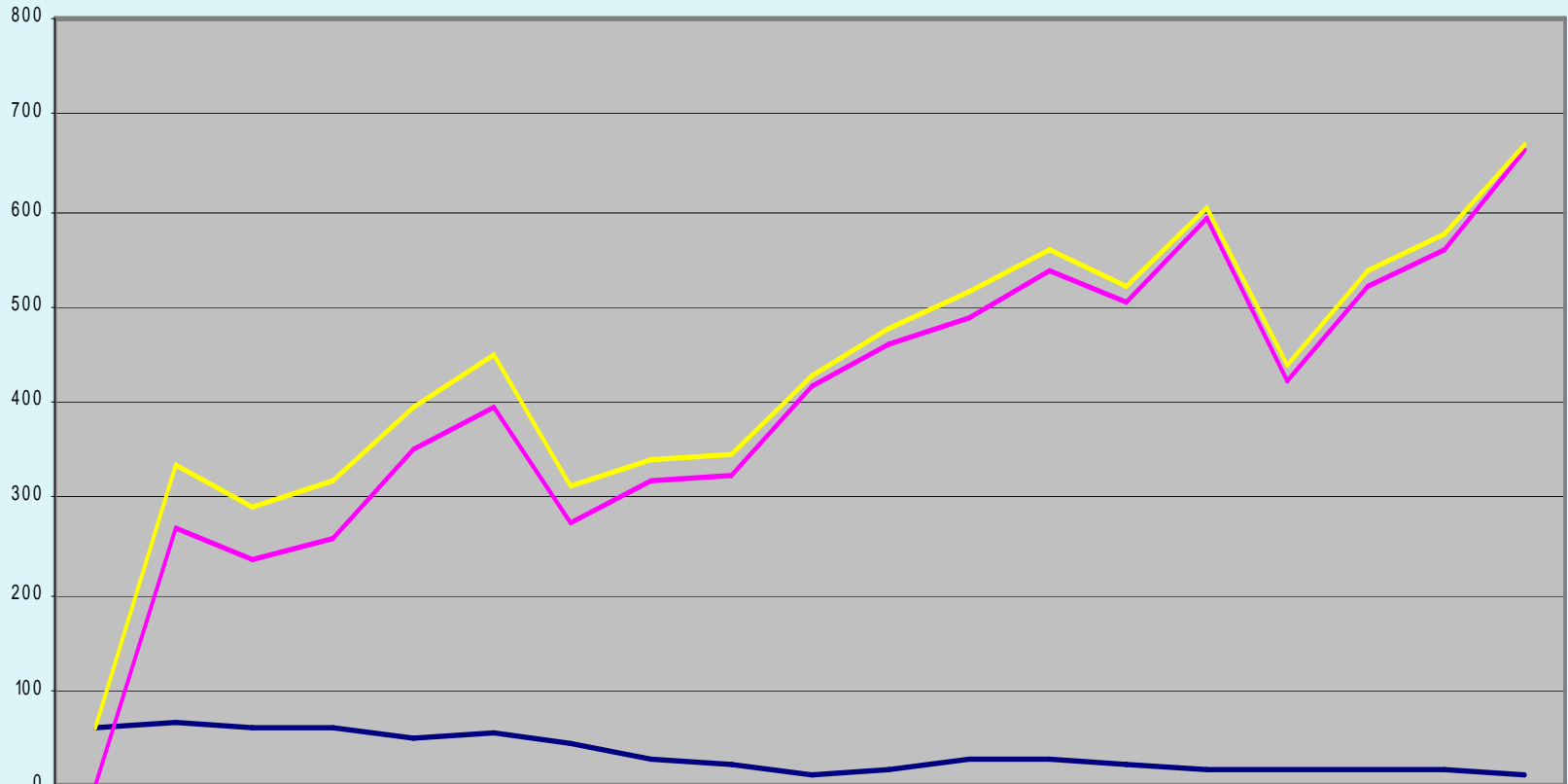
- Net importer
- Export (Fish & Fishery products, copra, cinnamon)
- Control DNR (Plant Protection Act & Animal Disease and Import Act)
- EPA
- ESA-EU
- WTO (Accession process activation)
- COMESA-Free Trade Area
- COI???

Poultry - Local, Import & Total Consumption 1988 - 2006



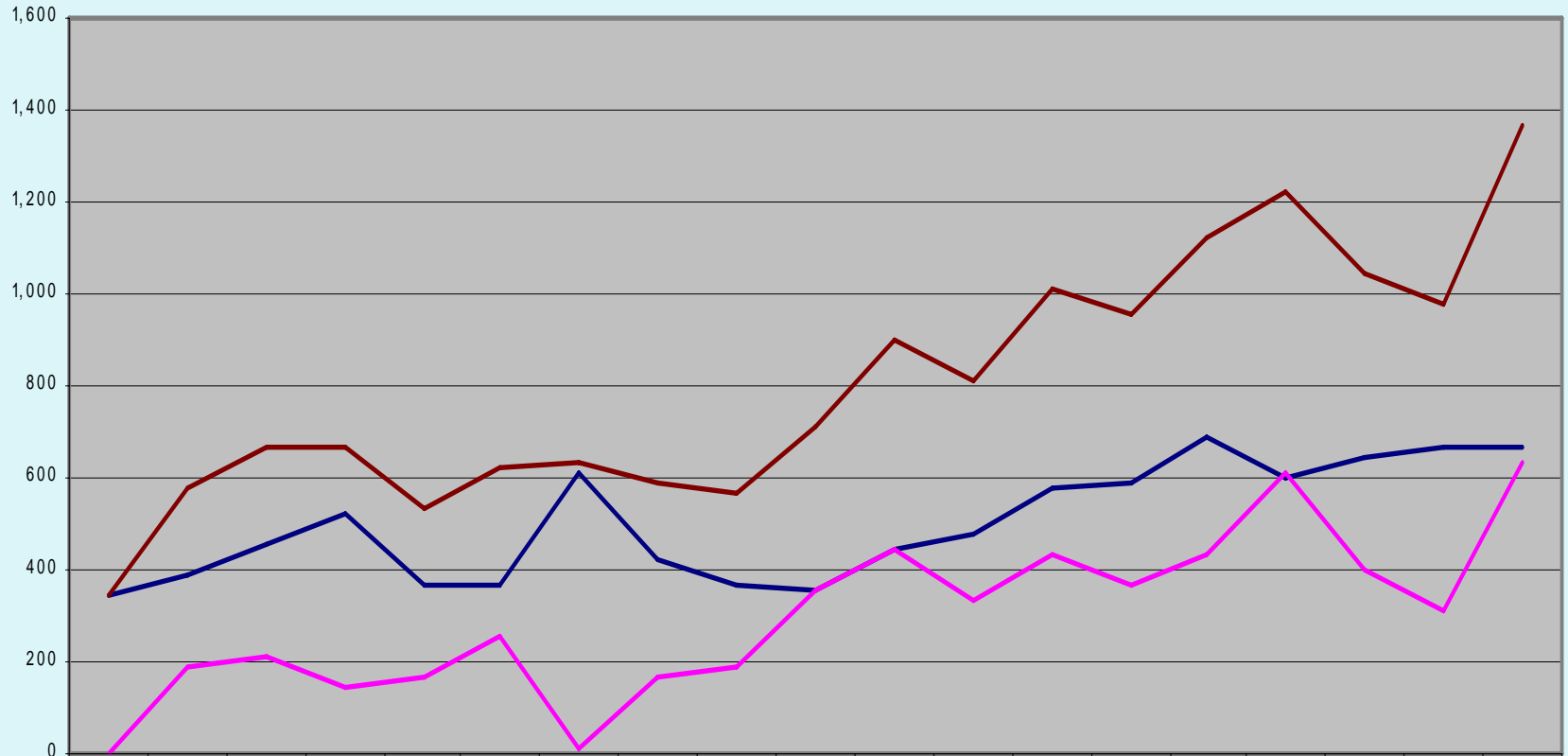
	1988	1989	1990	1991	1992	1993	1994	1995	1996	1997	1998	1999	2000	2001	2002	2003	2004	2005	2006
— Loc	546	664	669	681	830	935	991	934	1,050	1,262	1,127	1,158	1,279	1,207	1,274	1,434	1,504	1,544	1,561
— Imp	0	102	203	191	262	138	30	151	241	144	348	300	285	584	683	636	261	336	850
— Tot	546	766	872	872	1092	1073	1021	1085	1291	1406	1475	1458	1564	1791	1957	2069.6	1765	1880	2411

Beef - Local, Import & Total Consumption 1988 - 2006



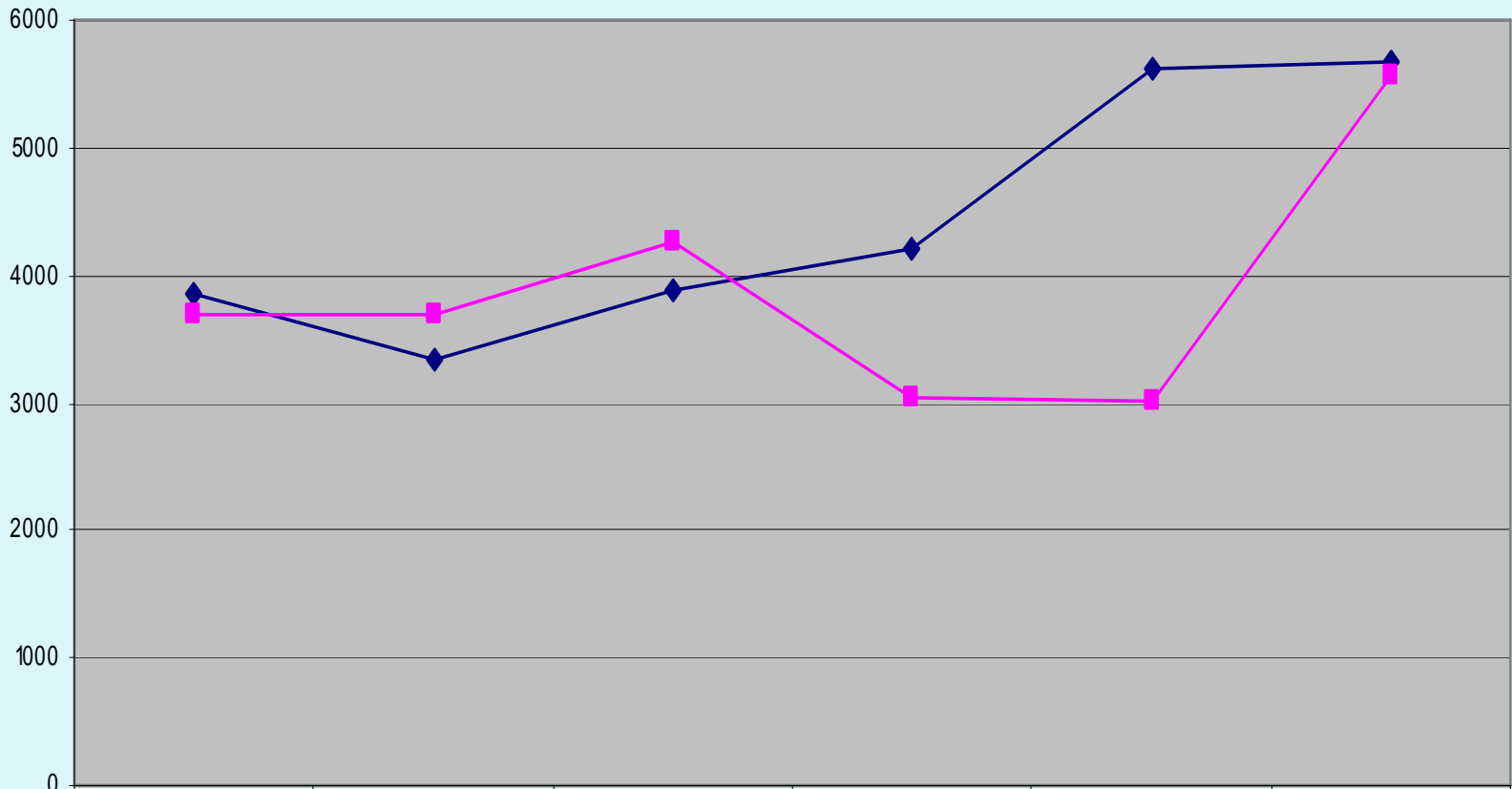
	1988	1989	1990	1991	1992	1993	1994	1995	1996	1997	1998	1999	2000	2001	2002	2003	2004	2005	2006
—	61	65	60	60	49	53	42	26	24	13	16	26	25	20	14	14	17	16	10
—	0	271	233	260	348	395	272	316	322	414	460	489	536	503	591	424	519	559	661
— Tons	61	336	293	320	397	448	314	342	346	427	476	515	561	523	605	438.35	536	575	671

Pork - Local, Import & Total Consumption 1988 - 2006



	1988	1989	1990	1991	1992	1993	1994	1995	1996	1997	1998	1999	2000	2001	2002	2003	2004	2005	2006
Loc	350	391	456	521	366	368	615	422	371	357	450	478	574	588	692	602	649	668	671
Imp	0	185	215	148	165	254	14	165	192	355	448	336	436	365	431	616	395	313	637
Tot	350	576	671	669	531	622	629	587	563	712	898	814	1010	953	1123	1217.52	1044	981	1365

Local Production Compared with Importation of Crops



	2001	2002	2003	2004	2005	2006
◆ Importation	3852.5	3332	3891.6	4194.9	5632.12	5674.29
■ Local Production	3692.41	3698	4253.839	3032.48	3000.46	5568.12

Year



Thank you